


SINETONG INTERNATIONAL(SINGAPORE)PTE.,LTD.



NB90E

(32*27.2*20)mm

QUICK DETAILS

Brand Name: Sinetong
 Model Number:NB90
 Size: Miniature
 Class F insulation available

Environmental friendly product
 Theory: Electromagnetic Relay
 Contact Load: High Power

ORDER INFORMATION

NB90 E -12 S -- S -- A 4
 1 2 3 4 5 6 7

- 1.Model Number: NB90
- 2.E: Max 30A for NO Type Without E: Max 40A for NO Type
- 3.Coil Rated Voltage: 5V; 6V; 9V; 12V; 15V; 18V; 24V; 48V; 110V(DC)
4. Construction: S:Sealant; D: Dust-proof
- 5.Contact Material: S:AgSnO2 C: AgCdO
- 6.Contact Form: A:Normal Open(NO) B:Normal Close(NC) C:Conversion(C)
- 7.Pin-out Form :

<u>A4: without middle pin-out for NO type</u>	A5: with middle pin-out for NO type
B4: without middle pin-out for NC type	B5: with middle pin-out for NC type
C5: without middle pin-out for conversion	
C6: with middle pin-out for conversion	

COIL DATA

NO.	Coil Voltage VDC		Coil Resistance $\Omega \pm 10\%$	Pick-up Voltage VDC (Max.)	Drop-out voltage VDC (Min.)	Coil Power W
	Rated	Max				
003	3	3.9	15	2.25	0.30	0.6
005	5	6.5	42/28	3.75	0.50	0.6/0.9
006	6	7.8	60/40	4.50	0.60	
009	9	11.7	135/90	6.75	0.90	
012	12	15.6	240/160	9.00	1.20	
015	15	19.5	375/250	10.25	1.50	
018	18	23.4	540/360	13.50	1.80	
024	24	31.2	960/640	18.00	2.40	
048	48	62.4	3840/2560	36.00	4.80	
110	110	143	13445	82.50	11.0	0.9

CAUTION: 1). If the working coil voltage is less than rated, it will compromise the operation of the relay.
 2). Operating and release voltages are for testing purpose only, not to be used as design criteria

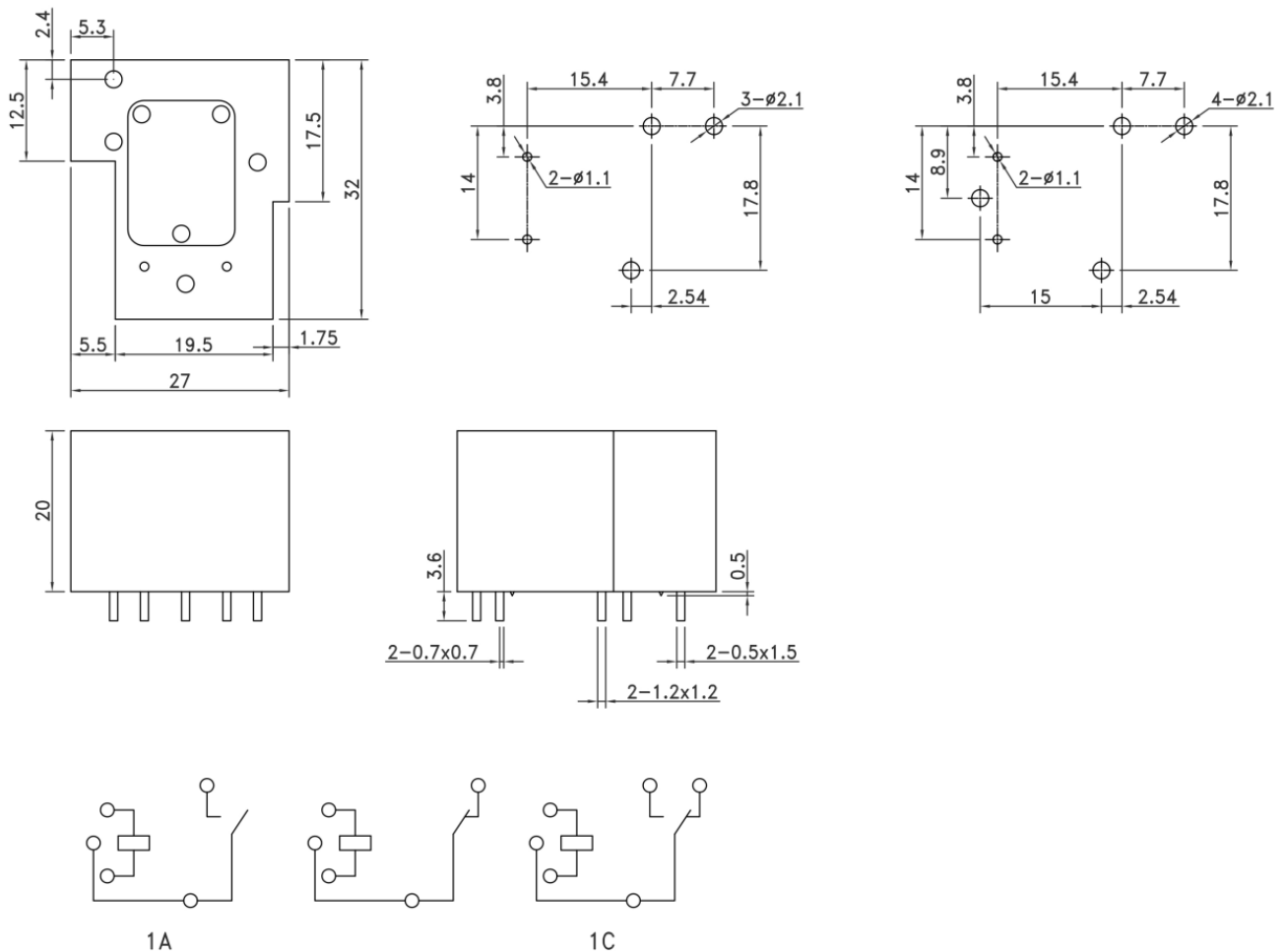
CONTACT DATA

Contact Form	1A, 1B, 1C	
Contact Material	AgSnO ₂ AgCdO	
Contact Load	1A NO:40A 240VAC,30VDC 30A 277VAC, 1HP 240VAC, TV-5 1A(E) NO:30A 240VAC,30VDC 30A 277VAC, 1HP 240VAC, TV-5 1B(E) NO:20A 240VAC,30VDC 20A 277VAC, 1HP 240VAC, TV-5 1C(E) NO:30A 240VAC,30VDC 30A 277VAC, 1HP 240VAC, TV-5 1C(E) NC:20A 240VAC,30VDC 20A 277VAC, 1HP 240VAC, TV-5	
Max. Switching Power	600W 7200VA	
Max. Switching Voltage	30VDC /240VAC	
Max. Switching Current	A: 40A ; B: 20A ; C: 20A	
Contact Resistance	50m Ω (1A , 24VDC)	
Life	Electrical	10 ⁵
	Mechanical	10 ⁷

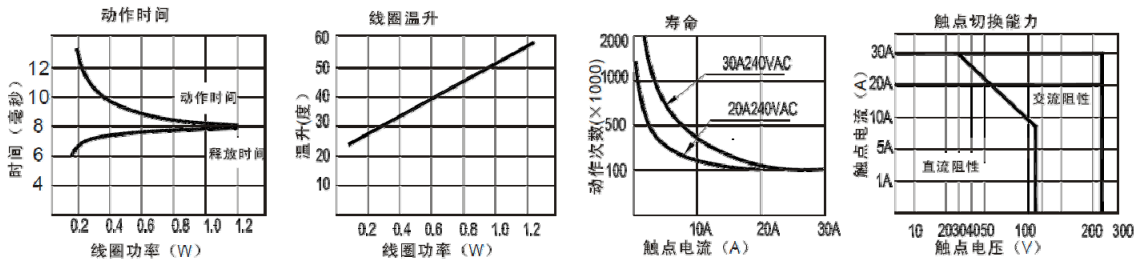
GENERAL DATA

Insulation Resistance	1000MΩ (500VDC)
Dielectric Strength	Disconnect Between Contact:1500VAC
	Between Coil & Contacts :2500VAC/min
Operation Time	≤15ms
Release Time	≤10ms
Impact Resistance	Stability 98m/s ² Intensity 980m/s ²
Anti Vibration Type	10Hz~55Hz Double Amplitude 1.5mm
Ambient Temperature	-55°C~85°C
Relative Humidity	85% RH , 40°C
Weight	About 25.0g

Installation Diagram



Performance Chart



SINETONG